

Surgical conditions cover the treatment of congenital abnormalities of various organs, fractures and injuries, appendicitis, maldevelopment of the musculoskeletal system, and diseases of the ear, nose and throat and the central nervous system. All surgical specialities treat children. Only St. Olavs Hospital and Oslo University Hospital (OUS) have a paediatric surgery speciality. Those departments treat congenital gastrointestinal, lung and urinary tract abnormalities, acute conditions in newborns and cancer that requires surgery. However, most children are treated by surgeons employed by surgical departments for adults.

Sample

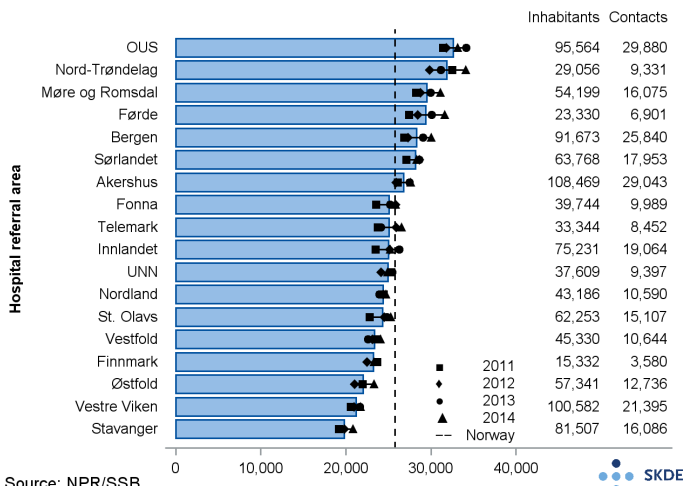
The sample consists of all contacts (admissions, outpatient consultations and day patient treatment) for children in the somatic specialist health service, including specialists in private practice under public funding contracts.

By surgical contacts is meant contacts concerning conditions that are normally treated by a surgical department, see the report for a more detailed definition.

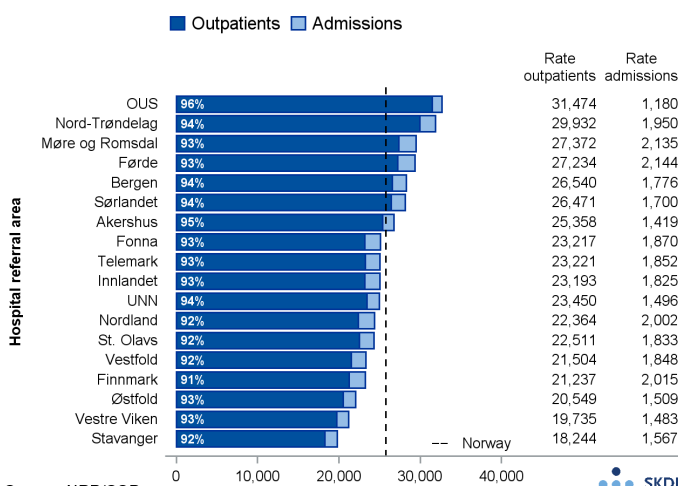
Comments

Surgical conditions in children generate approx. 270,000 consultations and admissions for 160,000 children each year. The population in OUS hospital referral area's usage and patient rates are 1.7 and 1.6 times higher, respectively, than those of the population in Stavanger hospital referral area. All hospital referral areas have little variation from year to year, but there may appear to be a trend towards somewhat higher rates in the last part of the period.

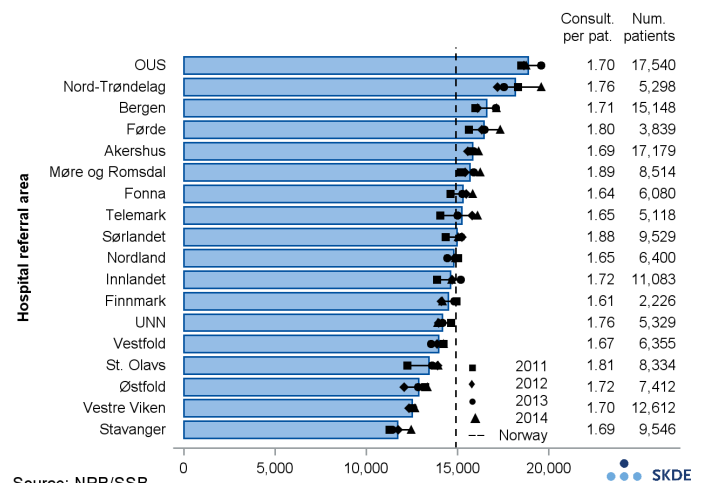
Outpatient and day patient treatment make up 94% of all surgical patient contacts. Children who are in contact with the specialist health service have an average of between 1.61 and 1.89 contacts per year. There are no known differences in morbidity between hospital referral areas.



Source: NPR/SSB
All contacts, surgical conditions, age-adjusted usage rates per 100,000 children 0-16 year, per hospital referral area, per year and as an average for the period 2011-2014.



Source: NPR/SSB
All contacts, surgical conditions, by type of contact, age-adjusted usage rates per 100,000 children 0-16 year, per hospital referral area and as an average for the period 2011-2014.



Source: NPR/SSB
All contacts, surgical conditions, age-adjusted patient rates per 100,000 children 0-16 year, per hospital referral area, per year and as an average for the period 2011-2014. Average number of contacts per patient (contact frequency) and number of patients.

There is reason to ask whether there is unwarranted variation in the use of surgical treatment of children.